



Swapping

ICS332 Operating Systems

Henri Casanova (henric@hawaii.edu)

Swapping

- What if we want to start a new process that would not fit in memory?
- We must save the address space of one (or more) processes from RAM to a “backing store” (the disk)
- Moving processes back and forth between main memory and the disk is called **swapping**
- When a process is swapped back in, it may be put into the same physical memory space **or not**
 - No problem: programs are relocatable and addresses are virtualized!
- With swapping a process can “be in RAM” or “be on Disk”
- Therefore, a context-switch can involve the disk!!
 - Goes from being lightning fast to being sloth-like slow

Swapping and DMA

- With swapping, a process can be kicked out from RAM to disk by the OS at any time
- This raises a concern with Direct Memory Access (DMA)
 - Reminder: with DMA a process says to the system “while I am doing other things please have the memory system do some memory copy without my involvement”
- Consider a process that has initiated a DMA operation and is swapped to disk
- The DMA controller may have no idea and happily continue to write data (into some other process’ address space, which has replaced that of the one that was swapped out!)
- Operating systems must deal with this (because DMA is so useful we can’t leave without it)
- One option could be: never swap a process engaged in DMA
- In fact, OSes do something else (“paging”, see next Module)

The Bad News about Swapping

- **The disk is sloooooooooow** (even if it's an SSD)
 - e.g., Assume a 5 GiB process address space, a top-of-the-line SSD with 10GB/sec bandwidth: loading a process takes 0.5 seconds
 - This is an eternity from the perspective of the CPU!
- Several ways to cope with slow disks have been used:
 - An OS could swap in/out only processes with small address space (rather than processes with large address space)
 - One can dedicate a disk/partition to swapping (so as to minimize disk seeks on a hard drive)
- One approach is to just not swap, and swapping should be exceptional
 - In older OSes swapping was user-directed (e.g., Windows 3.1)
- Swapping is now often disabled (e.g., on laptops)
 - If the normal mode of operation of the system requires frequent swapping, the system is in trouble (buy more RAM!)
 - But perhaps it's just a temporary rare load spike?
- The real solution is to not swap whole address spaces, but we leave that for the next module



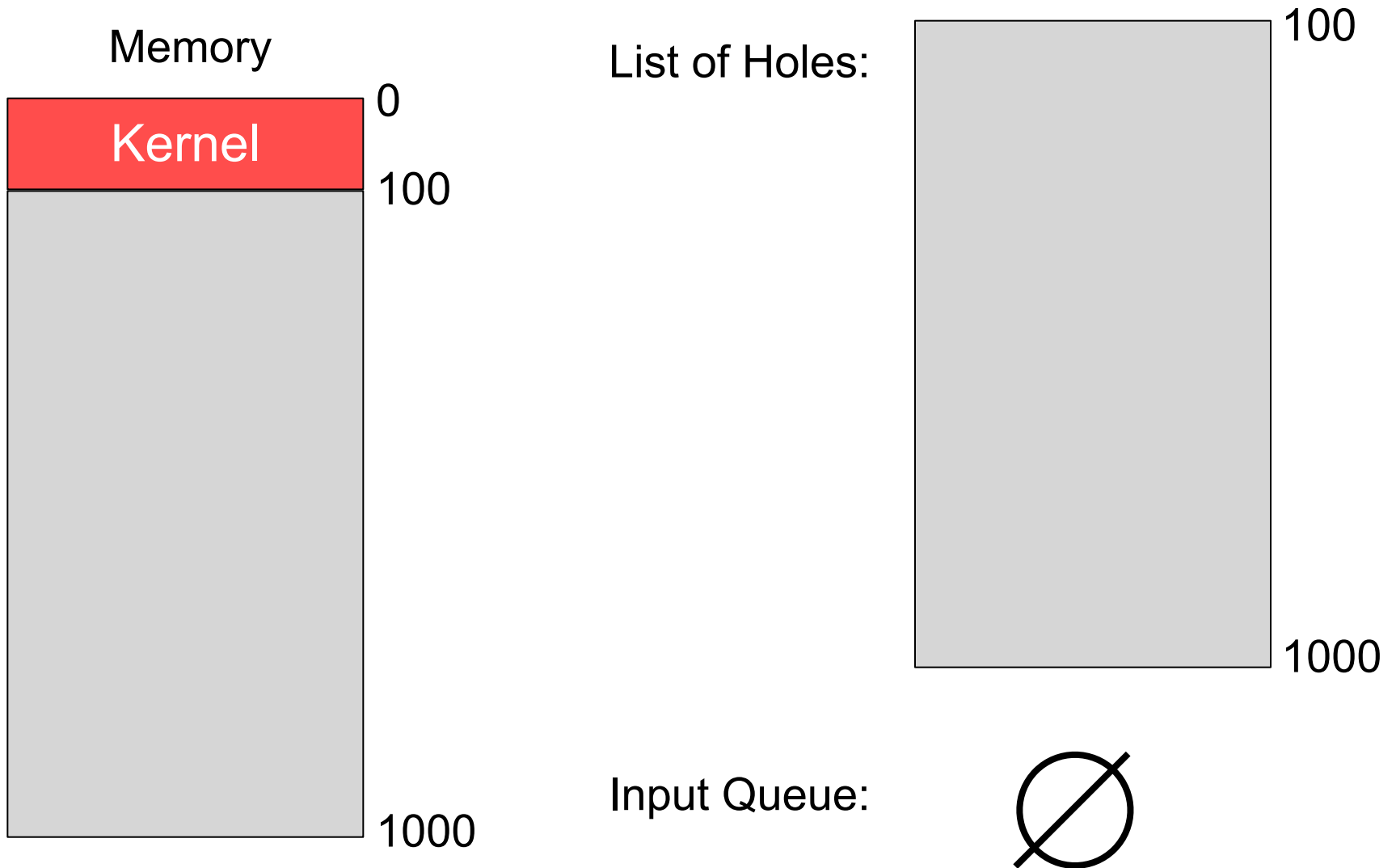
Where are we?

- We now have the **mechanisms** we need:
 - We know how to give each process a “slab” of memory that can fit anywhere in RAM (address virtualization)
 - Or one slab per segment
 - We know how to swap processes in and out of memory
- We now need a **policy** to decide how to place each slab in memory:
 - We want to have as many process address spaces in memory as possible
 - We want to minimize swapping
- **Key Question:** What is a good policy?

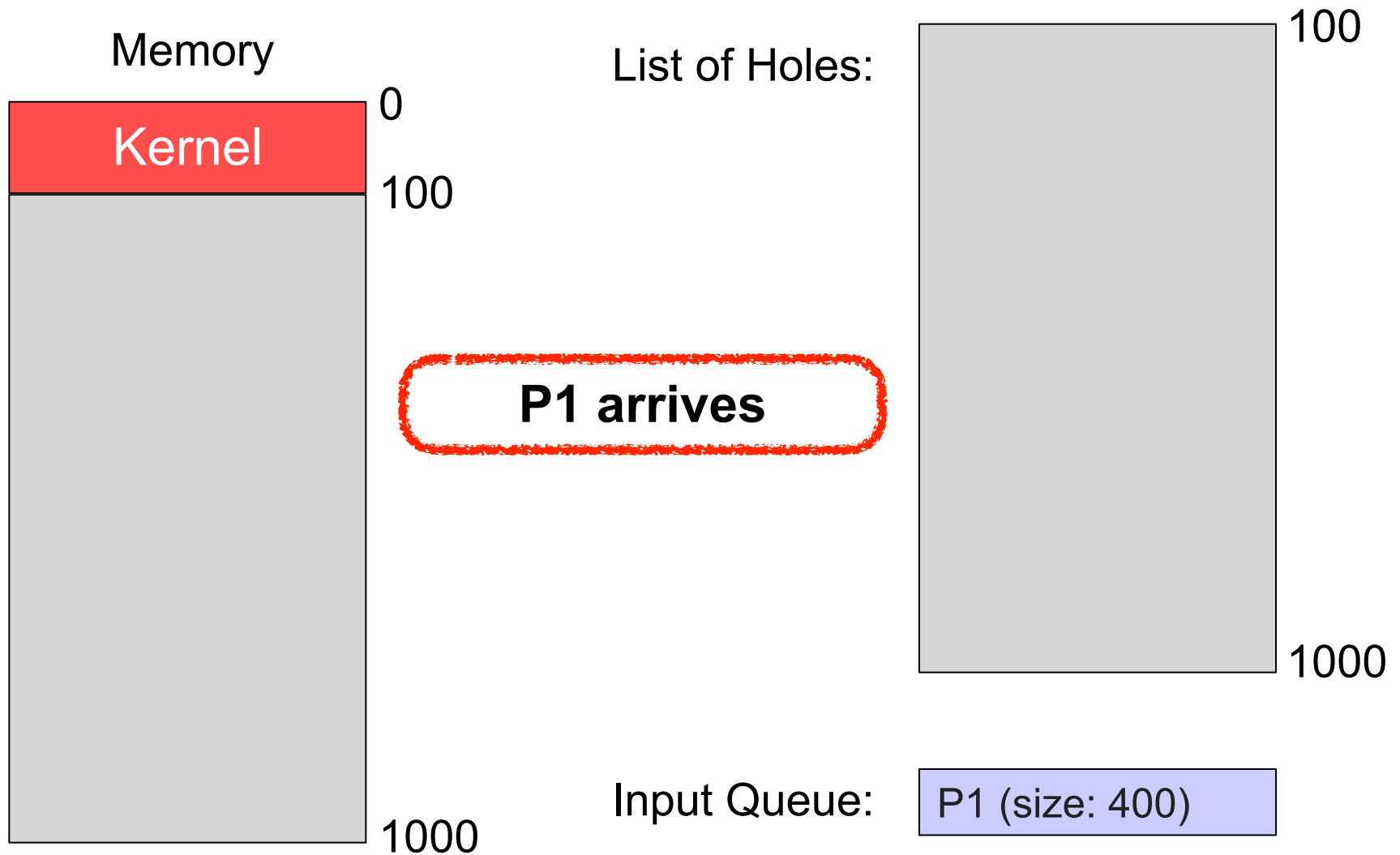
Memory Allocation

- The kernel must keep a list of available memory regions or “holes”
- When a process arrives, before scheduling it, it is placed in a “I need memory” input queue
- The kernel must make decisions:
 - Process Selection: Pick a process from the input queue
 - Memory Allocation: Pick a hole in which the process will be placed (and update the list of holes)
- Then, the kernel can just place the process’ PCB into the ready Queue
- This problem is known as the **Dynamic Storage Allocation Problem**
- It’s an on-line problem (we don’t know the future)
 - As opposed to off-line (we know the future)
- **Objective:** Hold as many processes in RAM as possible

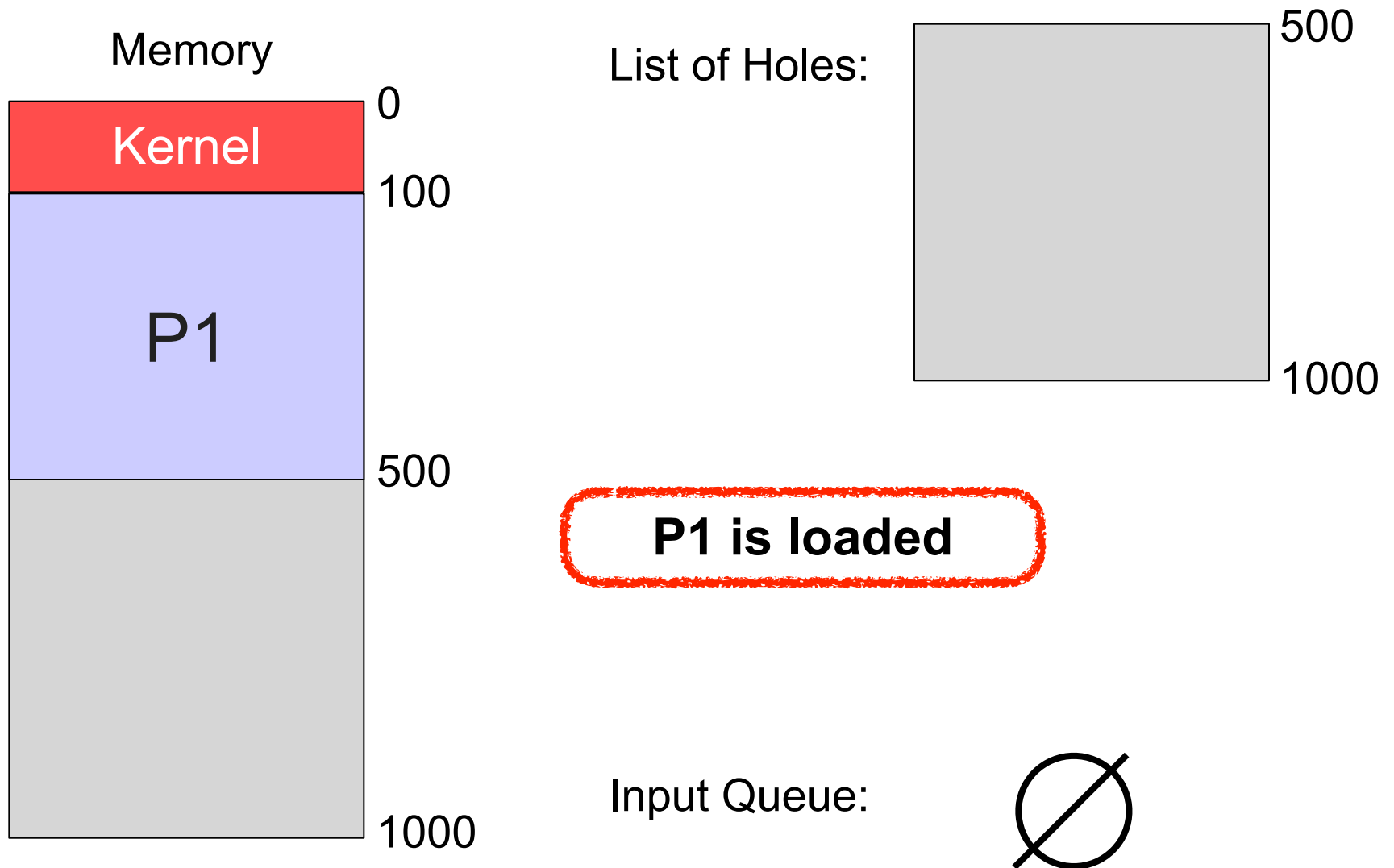
Memory Allocation Example



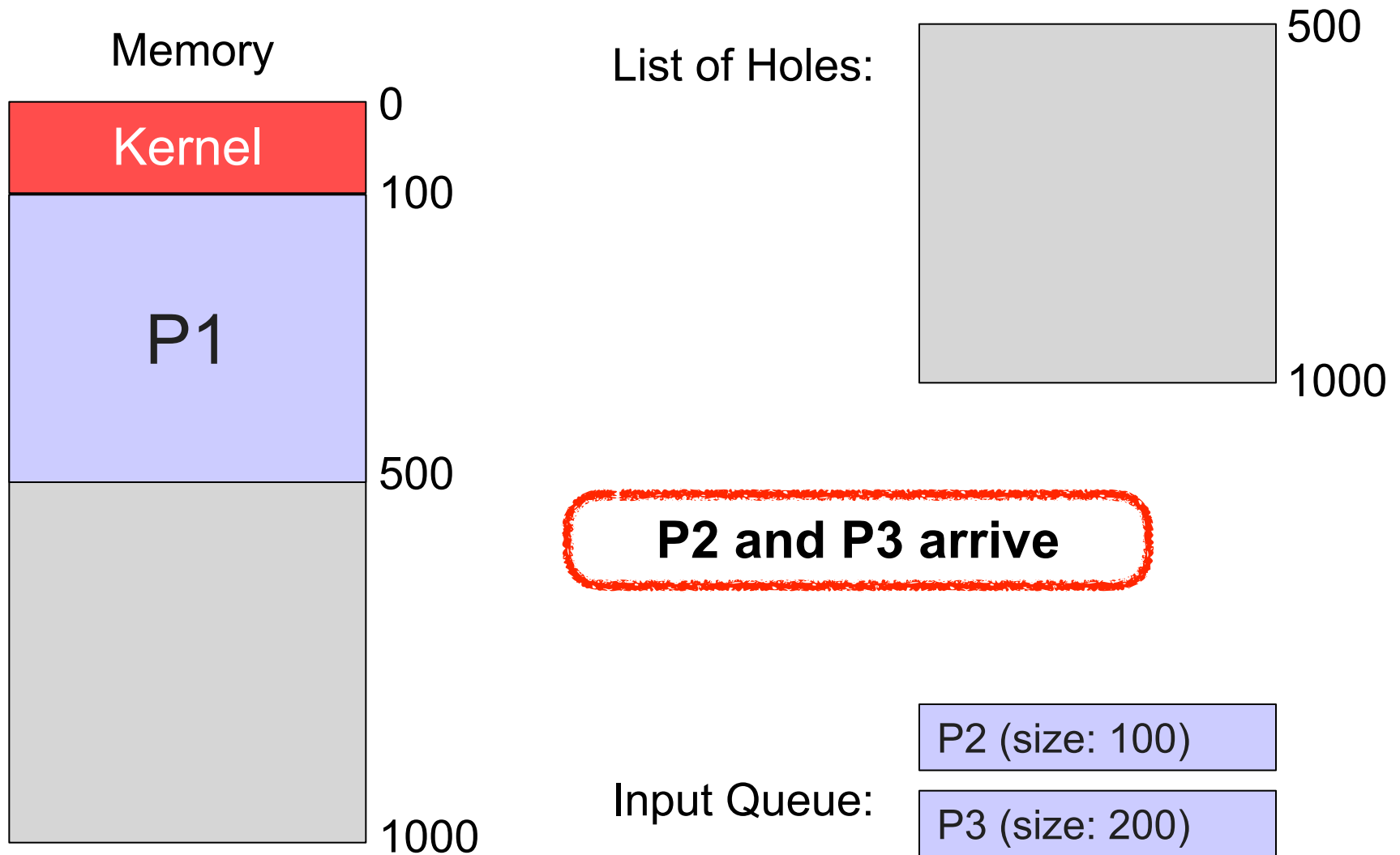
Memory Allocation Example



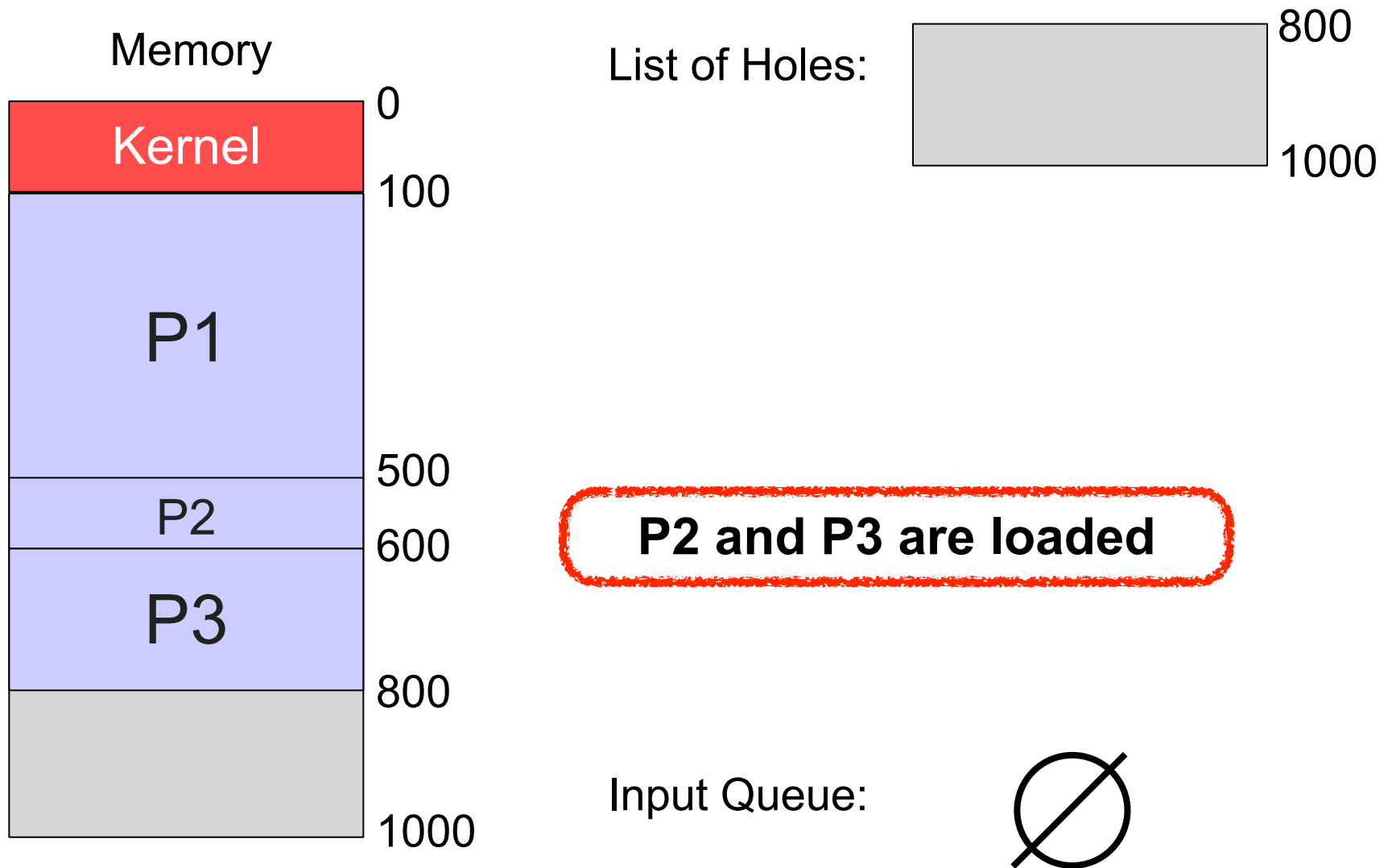
Memory Allocation Example



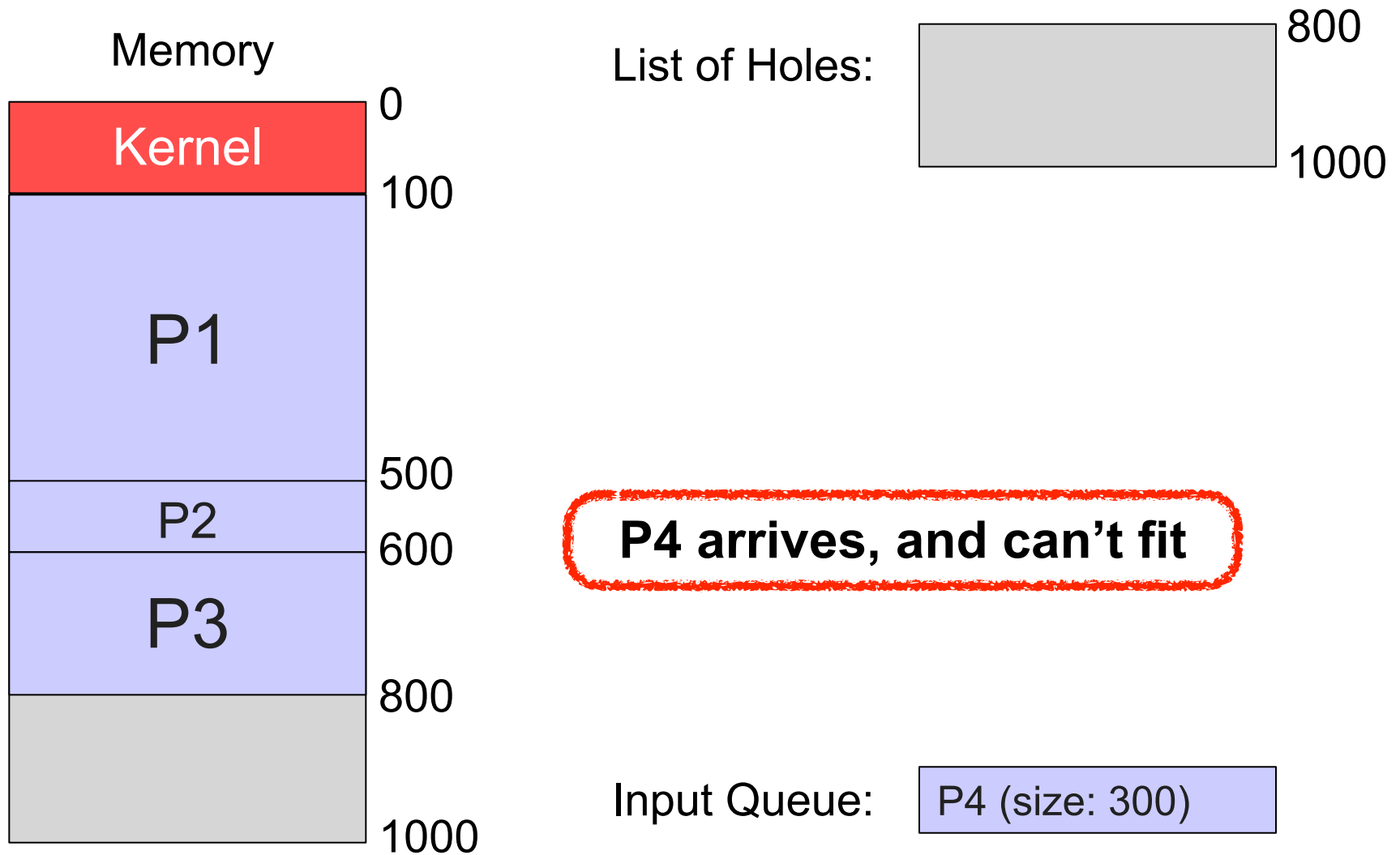
Memory Allocation Example



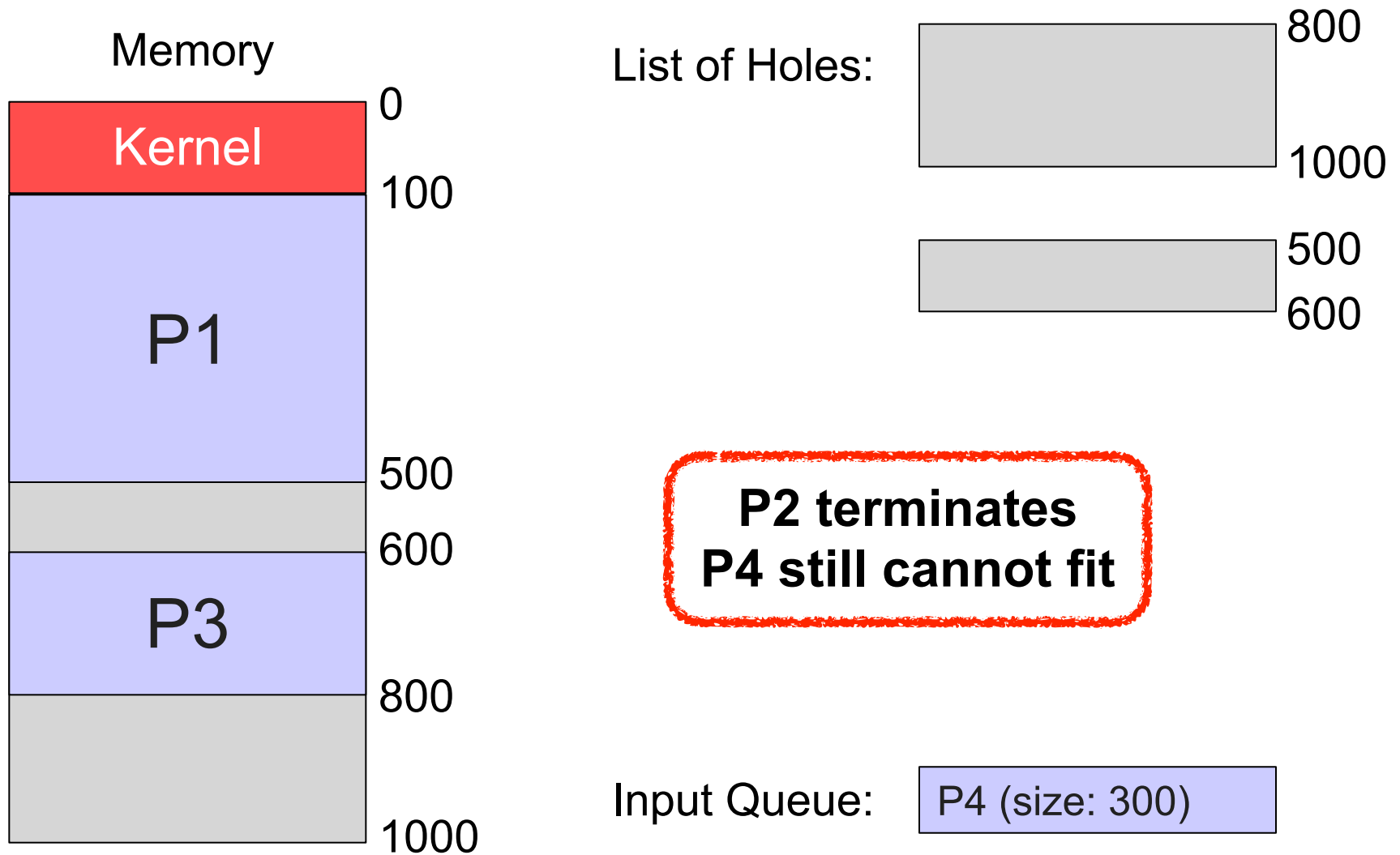
Memory Allocation Example



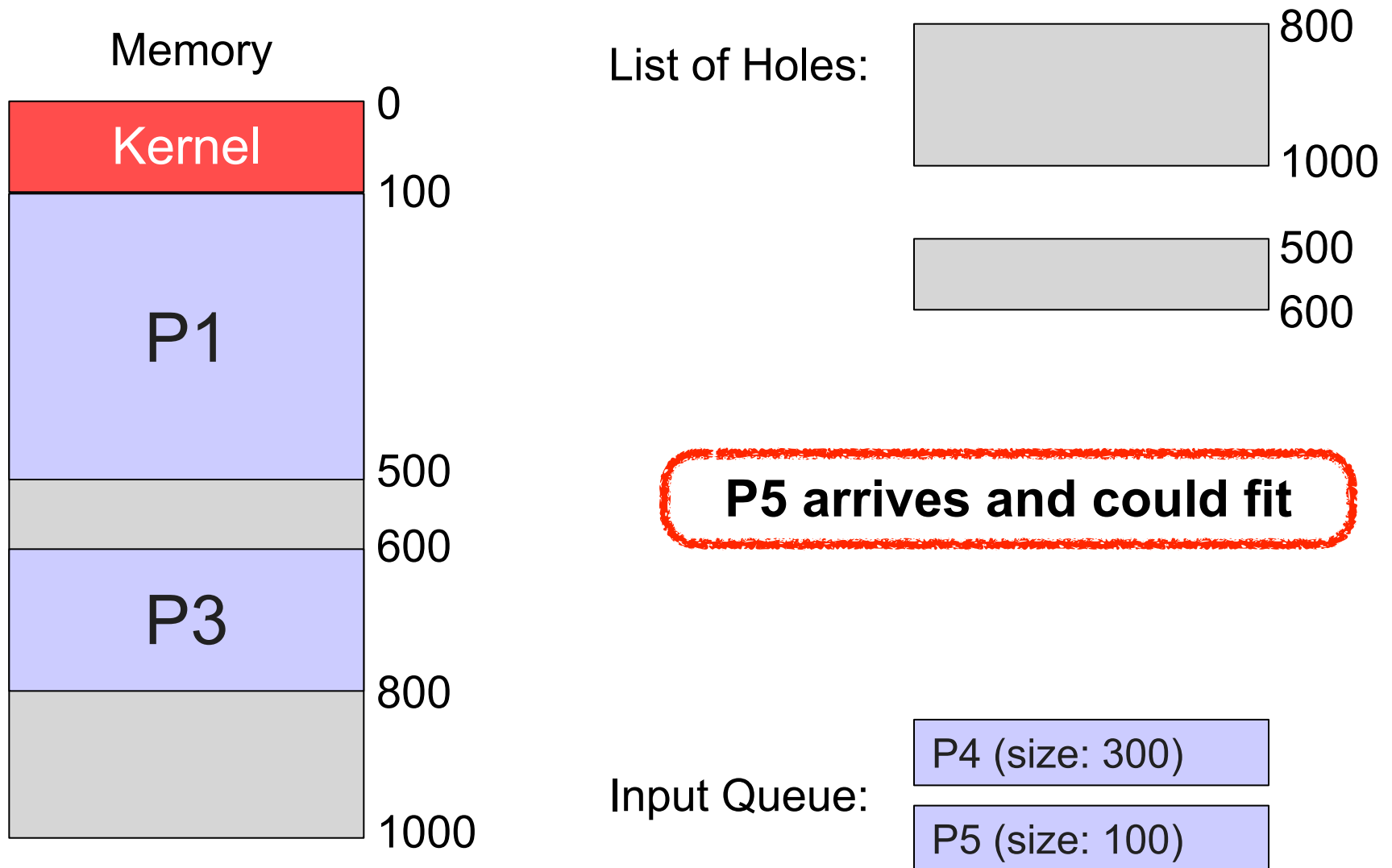
Memory Allocation Example



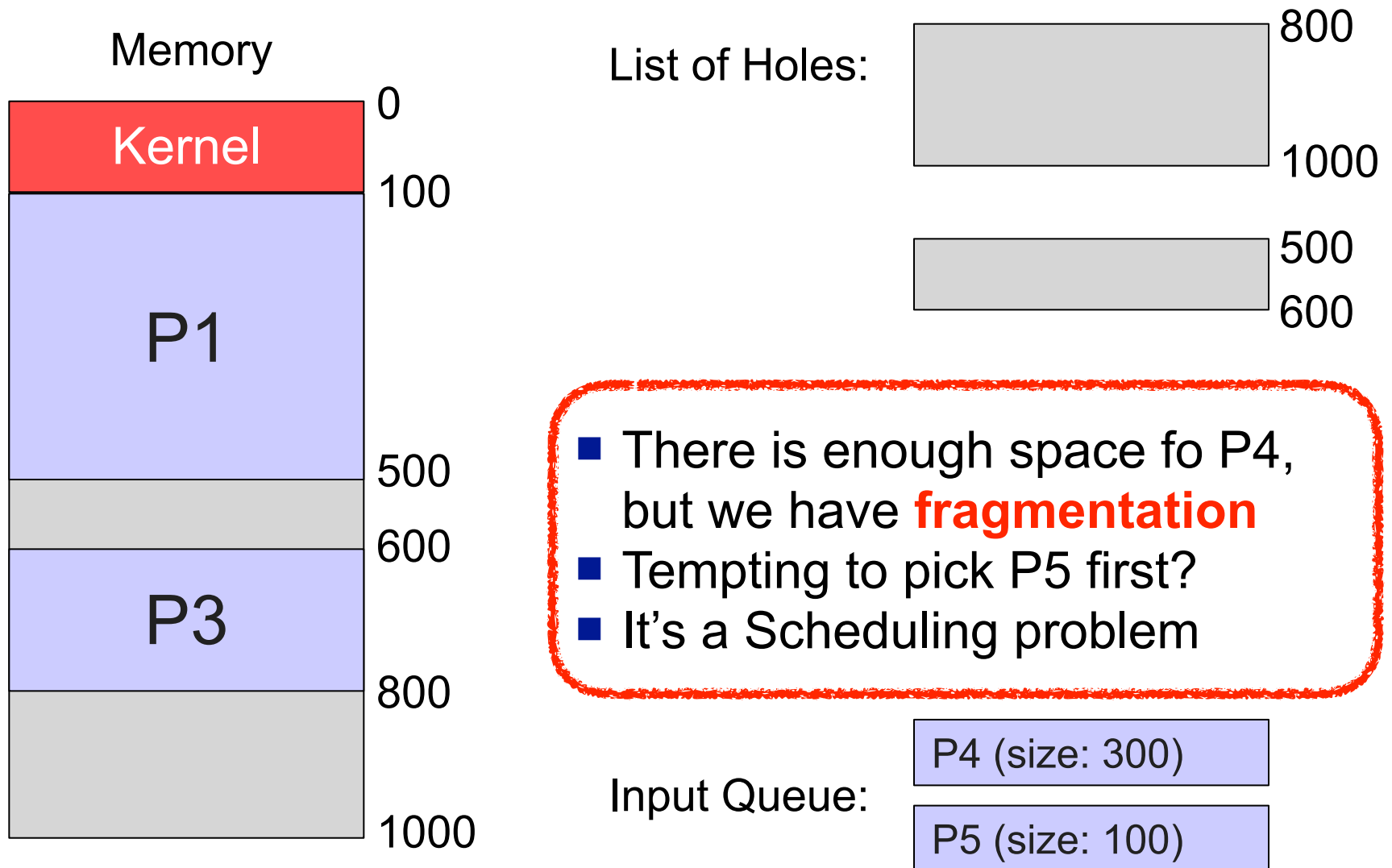
Memory Allocation Example



Memory Allocation Example



Memory Allocation Example



Memory Allocation Strategies

- **Question 1/3:** Which process should be picked?
- **First Come First Serve?**
 - Easy, fast to compute, may delay small processes
 - Once again, the supermarket shopping analogy
- **Allow smaller processes to jump ahead?**
 - Slower to compute, favors small processes
- **Something more clever?**
 - Limit the “jumping ahead” (e.g., you cannot jump over more than 3 processes)
 - Look ahead (e.g., instead of making a decision right now, wait for a few more processes to arrive to get a clearer picture of what the workload looks like)
- ...



Memory Allocation Strategies

- **Question 2/3:** Which hole should be picked for the process that was picked?
- **First Fit?**
 - Pick the first hole that is big enough
- **Best Fit?**
 - Pick the smallest hole that is big enough
- **Worst Fit?**
 - Pick the biggest hole


Memory Allocation Strategies

- **Question 3/3:** How should the picked process be placed in the picked hole?


- Top?



- Middle?



- Bottom?



Memory Allocation

- What should we do?
 - FCFS + First Fit + Top?
 - Jump Ahead + Worst Fit + Bottom?
- We are trying to solve an on-line (don't know the future) bin-packing (fit boxes in bins) dynamic (boxes can disappear) problem: this is hard!
 - In fact it's NP-hard even if we know the future!
- The above combinations are **heuristics** that hopefully produce decent solutions in practice
- We can always come up with a scenario for which one combination is better than all the others
 - Even for the seemingly “stupid” FCFS + Worst Fit + Middle
- This is in essence the same story as for CPU scheduling

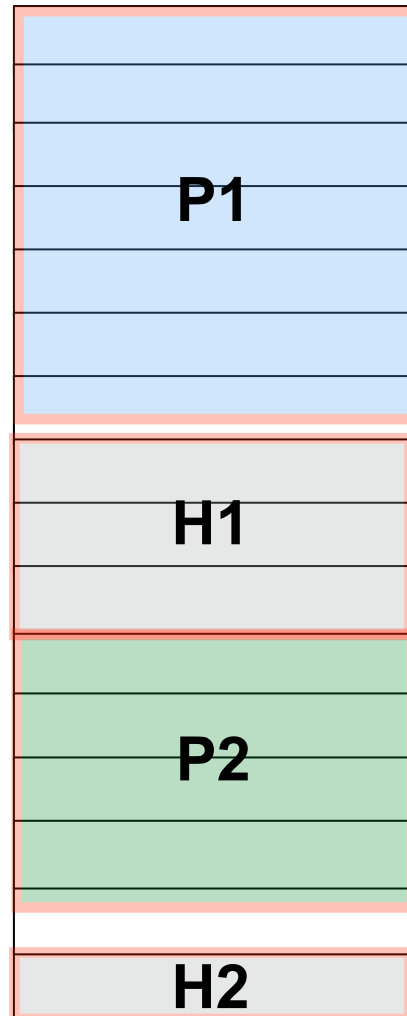
External Fragmentation

- Recall our objective: hold as many processes as possible in memory
- What makes it difficult is **external fragmentation**
- We have already seen fragmentation on an example
 - There were two small *disjoint* holes that together would have been big enough to accommodate a process
- The external fragmentation is defined as the number of holes
- For a given amount of available RAM, we're always happier with a single large hole than with several smaller holes
 - Just like you'd rather have a chest of drawers with 4 large drawers than with 100 tiny drawers that have the same total volume but can each only fit tiny things
- But, because processes terminate whenever they want to, we cannot avoid external fragmentation
- What about **compaction**?
 - Just like defragging a hard drive
 - But moving processes around means a lot of slow memory copies
 - And it creates complicated issues with I/O, DMA, etc.
 - So no OS does it

Internal Fragmentation

- Do we want to keep track of tiny holes?
 - The list of holes in the kernel is a list of data structures
 - Each data structure has: (i) a base address and (ii) a size
 - On a 64-bit architecture, this data structure would be 16 bytes
 - Plus the pointer to it, we have 24 bytes
 - So, I don't want to use 24 bytes to keep track of, say, a 16-byte hole!
- In practice, an OS would allocate slabs that are multiples of some “**block size**” (e.g., a number of KiB)
- Downside: a process may then not use the whole slab and some space is wasted
- This is called **internal fragmentation**

Fragmentation Example (1 KiB Blocks)



- Process P1 uses 6.8 KiB out of 7
- Process P2 uses 4.3 KiB out of 5 1-KiB blocks
- **External fragmentation:**
2 holes:
 - H1: 3 KiB
 - H2: 1 KiB
- **Internal fragmentation:**
 $(1 - 0.8) + (1 - 0.3) = 0.2 + 0.7 = 0.9$ KiB
- Smaller blocks? lower internal fragmentation, but more blocks to keep track of
- Larger blocks? higher internal fragmentation, but fewer blocks to keep track of

Conclusion

- Our objective was to allocate a contiguous slab of memory to each process (or to each process segment) so that their address spaces can be in RAM
- The mechanisms are “easy”
 - Relocatable code with virtualized addresses
 - Swapping processes in and out
- But finding a good policy is really hard
 - For process picking, hole picking, placement in hole
- It's hard because fragmentation is unavoidable and wastes RAM
- One way to make it less hard is to try to have small address spaces, which we discuss in our next set of lecture notes...
- Before, let's look at the Sample Homework Assignment
- And look at some Practice Problems...